

# Amanda Deer Jewelry

## Ring Size Chart

Step 1: Print this guide at 100% scale (no scaling).


Step 2: Use the 2 inch line below to make sure you're printing to scale.

Step 3: Place a ring that fits your finger over the sizes below to find your best fit.


Step 4: If you're in between sizes, we recommend sizing up.

\_\_\_\_\_ This line should measure exactly 2 inches


### US Ring Sizes (True to Scale)




**US Size 4 - 14.8 mm**




**US Size 5 - 15.7 mm**




**US Size 6 - 16.5 mm**




**US Size 7 - 17.3 mm**



**US Size 8 - 18.2 mm**



**US Size 9 - 19.0 mm**



**US Size 10 - 19.8 mm**